



**ICEDREAM**

**USER MANUAL**

# **CONTENT**

CONNECTION DIAGRAM .....	1
DIP SWITCH SETTING .....	2
36 & 10 PIN BUTTON LAYOUT .....	3
BOOKKEEPING & ADJUSTMENT .....	4
ON-SCREEN SYSTEM SETTING .....	5
MAIN GAME FEATURERS.....	8
HOW TO PLAY .....	9

# CONNECTIONION DIAGRAM (36 & 10 pins)

<i>36 Pins</i>		
PARTS SIDE		SOLDER SIDE
VIDEO RED	1	VIDEO GREEN
VIDEO BLUE	2	VIDEO SYNC
SPEAKER	3	VIDEO GND
	4	
	5	
	6	
TICKET OUT	7	
TICKET SWITCH	8	
ALL STOP/TAKE/START	9	
SMALL / STOP3/HOLD	10	
PLAY / STOP 5	11	
TAKE / STOP4 / HELP	12	
W-UP / STOP2/SYMBOL	13	
	14	
	15	
BIG / STOP 1/SELECT LINE	16	
	17	
COIN A	18	KEY IN
	19	COIN C
BOOK	20	TEST
	21	KEY OUT/PRINTER PRINT
	22	
COIN A METER	23	
KEY IN METER	24	
	25	
COIN C METER	26	
	27	
OUT METER	28	
LAMP: ALL STOP/START/TAKE	29	
LAMP: SMALL / STOP3/HOLD	30	
LAMP: PLAY / STOP 5	31	LAMP: COUNT
LAMP: TAKE / STOP4/HELP	32	
LAMP: W-UP / STOP2/SYMBOL	33	
LAMP: BIG / STOP 1/ SELECT LINE	34	
	35	
GND	36	GND

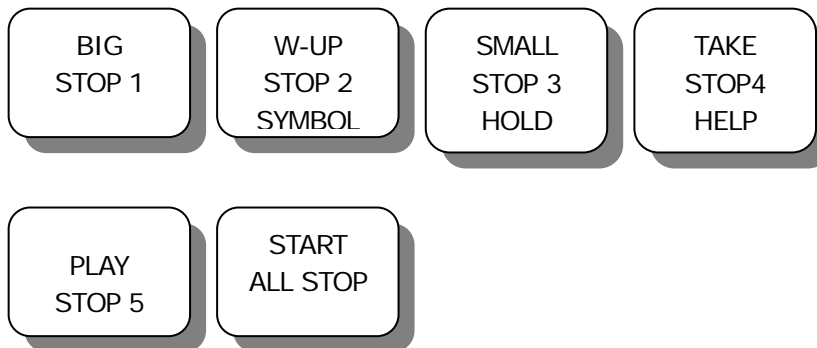
<i>10 Pins</i>		
PARTS SIDE		SOLDER SIDE
GND	1	GND
GND	2	GND
+5V	3	+5V
+5V	4	+5V
+12V	5	+12V
+12V	6	+12V
TICKET SSR	7	
	8	
	9	
GND	10	GND

# DIP SWITCH SETTING

DIP SWITCH 2		1	2	3	4	5	6	7	8
TOUCH FUNCTION	NO	OFF							
	YES	ON							
SYMBOL	MODE1		OFF	OFF					
	MODE2		ON	OFF					
	BOTH		OFF	ON					
		ON	ON						

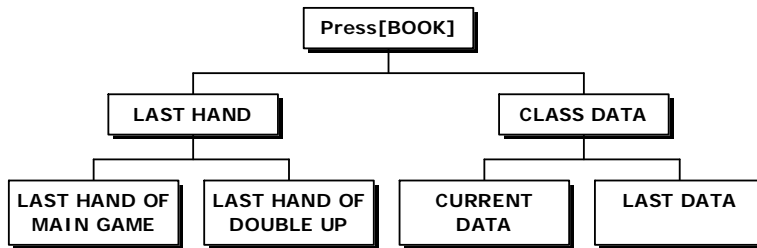
【REMARK】 Default Password of System Setup: [START] × 8

# 36 & 10 PIN BUTTON LAYOUT



# BOOKKEEPING & ADJUSTMENT

## BOOKKEEPING FLOW



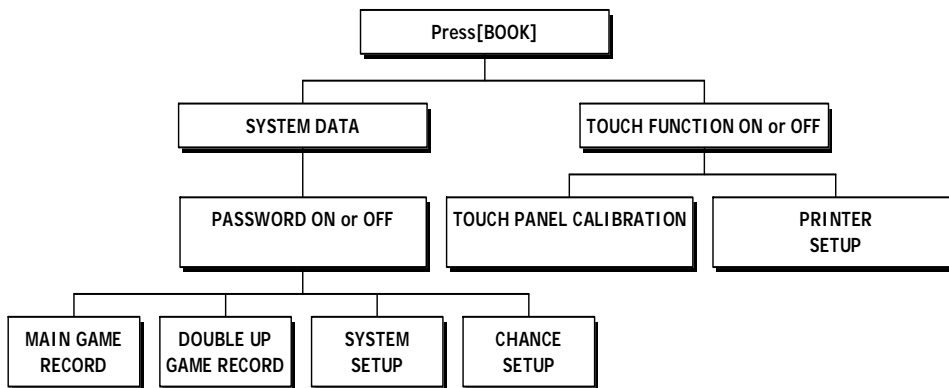
[BIG]: Menu Select Up

[WUP]: Menu Select Down

[PLAY]: Enter

[Start]: Exit

## DATA SETTING FLOW



# ON-SCREEN SYSTEM SETTING

## SYSTEM SETUP

Press [BOOK]→ [SYSTEM DATA]→[SYSTEM SETUP] to select the following items.

CONTENT	SETTING SELECTION	DEFAULT
MAX.LINE PLAY	2,3,4,5,8,10,15,20	4
MIN. PLAY	1,5,7,9,10	1
COIN RATE		100
KEY IN RATE	1, 2, 3, 4, 5, 10, 15, 20, 25, 30, 40, 50, 60, 75, 80, 100, 200, 250, 400,500, 1000	100
KEY OUT RATE		1
TICKET RATE		20
GAME TICKET	1, 2, 3, 4, 5, 8, 10,CONTINUE	CONTINUE
TICKET MODE	PRINTER, DISPENSER, ATTENDANT	DISPENSER
PRINTER COMMAND	CBM1, ESC / POS, STAR	CBM1
SYSTEM LIMIT	NO , 999999	NO
AUTO TICKET	NO,YES	NO

CONTENT	SETTING SELECTION	DEFAULT
DEMO MUSIC	NO,YES	YES
NON STOP		NO
PASS WORD		NO
ODDS TABLE		NO
SCORE BOX	NO,YES,10X	NO
PLAY SCORE	NO,YES	NO
AUTO TAKE		NO
HAND COUNT		NO
HOLD PAIR	NO,REGULAR,GEORGIA	NO
DOUBLE GAME	NO,YES	NO

**REMARK:**

1. Printer can only be used by one machine which is driven by RS232.
2. The interface board of ticket dispenser can be driven by connecting with 7<sup>th</sup> pin on the Parts Side of 10 pins (on 36 & 10 pins diagram). See page 3.
3. If set TICKET MODE as "ATTNEDANT" and player press the [Collect] on Touch Pad, there will have a message to request proceed or press the other button to leave. If player press the [Collect] again, then there will show "CALL ATTENDANT" on the screen, and the game only can be Key Out at this moment or power off then on the game to go back original game status.



# CHANCE SETUP

Press [BOOK] → [SYSTEM DATA] → [SYSTEM SETUP] to select the following items.

CONTENT	SETTING SELECTION	DEFAULT
MAIN GAME LEVEL Total Points Won Total Points Played	LEVEL 1, LEVEL 2, LEVEL 3, LEVEL 4, LEVEL 5, LEVEL 6	LEVEL 5
W-UP GAME LEVEL	85%,90%95%	90%

# MAIN FEATURES

- ◆ Max. Win could reach Bet Line Odds x 25000.
- ◆ 3 Sets of Progressive Jackpot: If Jackpot Symbol 3,4,5 are in line, players can get 3 Jackpots (3,2,1). Draw Max. 50000.
- ◆ 1 Free Game: If Free Game Symbol 3,4,5 are in line, players get 5-15 free games depending on the condition.
- ◆ Play & Win line: Given 25 bet lines and 50 credits, you get a total of 50 lines. Given 25 bet lines and 25 credits, you get a total of 35 lines.
- ◆ 2 Graphics Substitute: During the game, press Small button to switch between 2 sets of symbols (A, K, Q, J, 10, 9; axe, torch, hat, shoe, glass, roast fish)
- ◆ Hold Pair Feature: Select the desired Hold Symbol and Re-spin the Symbol you don't want. Press Stop3 button to swap the Symbol.
- ◆ Powerful Link System: Allows you to link with other IGS Link Machines coming up later.
- ◆ Auto Play Support

# ◆ HOW TO PLAY

## Main Game

ICEDREAM is a 5-reels and 25-liner game with 3 different bonus games and one set of free game.



ICEDREAM Main Screen



Variant Symbol Screen

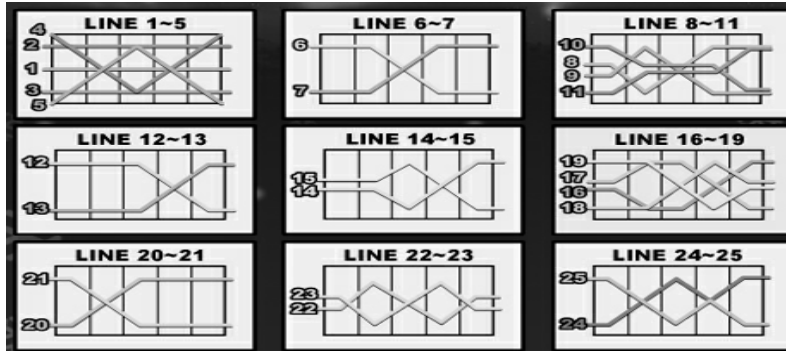
Note:

1. Press and hold [START] button for 3-5 seconds to start Auto Play.

- To cancel, press [START] button again or, when Touch Function is on, click Auto Play icon on the upper left of the screen.

## Pay Chart

### Line-up Pattern



of Pay Chart

- ◆ **Max. Bet on Two-way Win**
  - Play 25-lines , #1 to 10 lines pay left to right and right to left.
  - Play 25-Lines and reach total play 50 , all pays left to right and right to left.

Two-way  
win marker



Two-way winning screen

## Free Game

Whenever any 3 or more  occur, you may get 5-15 Free Games.



Screen of Free Game


## Snow Ball

If no win, an Eskimo may show up, throwing snowballs at the Symbol. The hit symbol will give out 1-6x Total Play credits.



Snow Ball Screen

# Jackpot

Any 3 (or  more) in line, you may win the Super JP bonus from Group 1-3.


## Super JP Bonus win rule :

Play $\geq$ 50% Max Play	Play $\geq$ 25% Max Play	Play $\geq$ 10% Max Play
JP Symbol 5 in line, win 100% Jackpot 1	JP Symbol 5 in line, win 40% Jackpot 1	JP Symbol 5 in line, win 10% Jackpot 1
JP Symbol 4 in line, win 100% Jackpot 1	JP Symbol 5 in line, win 50% Jackpot 1	JP Symbol 5 in line, win 20% Jackpot 1
JP Symbol 3 in line, win 100% Jackpot 1	JP Symbol 5 in line, win 60% Jackpot 1	JP Symbol 5 in line, win 30% Jackpot 1



Jackpot 1 Screen

# Mystery Symbol

Any 4 or 5  are in line, you may win Mystery Bonus ◦

- Select one ice from six and crack it to reveal the symbol hidden inside. It will serve as Mystery symbol, forming a 4 or 5 in line.
- Max. win line for Eskimo is 25000.
- Hidden symbols include:



Mystery Game Screen

# Bonus Game

Any 3 (or more)



are in line, you may enter the Bonus Game.

## Bonus Game 1

- ◆ Players smash the ice to win 1-3 X Total Play credit. There are five levels. If all are passed, you may win a 30x Total Play credit.



Bonus Game 1 Screen



### Bonus Game 2

- ◆ Players choose a signboard to win 20x (for treasure box), 3x (for golden coins) and 2x (for silver coins) Total Play credits. If Collect is chosen, the game ends.



Bonus Game 2 Screen

### Bonus Game 3

- ◆ Players choose to shoot a penguin to win 1-5x Total Play credits. If hitting specific graphics, players can get extra 5-30x Total Play credits.



Screen of Bonus Game 3

## Double Game

After winning the Main game or Bonus game , player can press [Double] button to play the Double game .

- Players choose one hole to win 2x (if getting a fish), 3-5x (if getting a treasure box), 0x (if getting a broken bottle) Total Play credits. In the last situation, the game ends.



**Double Game Screen**

- No limit for betting times. If players win, they may choose Take to exit or Double to continue another betting.



**Double Game Win Screen**

# Odds Table

## Regular symbol

5 in line	25000	10000	5000	3000	1500	1000
4 in line	2500	1000	500	300	150	100
3 in line	250	100	75	50	30	25
2 in line	5	2	0	0	0	0
	A	K	Q	J	10	9
5 in line	600	600	400	400	200	200
4 in line	75	75	50	50	25	25
3 in line	20	20	15	15	10	10

Odds Table 1 Screen

## Variant symbol

5 in line	25000	10000	5000	3000	1500	1000
4 in line	2500	1000	500	300	150	100
3 in line	250	100	75	50	30	25
2 in line	5	2	0	0	0	0
5 in line	600	600	400	400	200	200
4 in line	75	75	50	50	25	25
3 in line	20	20	15	15	10	10

Odds Table 2 Screen